


LAWN & ORDER

SPECIAL CLIPPINGS UNIT



STORMWATER AND GRASS CLIPPINGS


Anything that enters a storm drain or ditch will flow directly to rivers and Lake Erie with stormwater. Unlike sanitary sewage, stormwater is NOT treated at a wastewater treatment plant.

Grass clippings pose a few problems for water quality and the safety of the public. When in the roadway, they can clog storm sewers and drainage ways, causing flooding. They also are a safety hazard for motorcycles. Yard waste is a source of nutrients that contribute to Harmful Algal Blooms (HABs).



LAWN & ORDER

SPECIAL CLIPPINGS UNIT



STORMWATER AND GRASS CLIPPINGS


Anything that enters a storm drain or ditch will flow directly to rivers and Lake Erie with stormwater. Unlike sanitary sewage, stormwater is NOT treated at a wastewater treatment plant.

Grass clippings pose a few problems for water quality and the safety of the public. When in the roadway, they can clog storm sewers and drainage ways, causing flooding. They also are a safety hazard for motorcycles. Yard waste is a source of nutrients that contribute to Harmful Algal Blooms (HABs).



LAWN & ORDER

SPECIAL CLIPPINGS UNIT



STORMWATER AND GRASS CLIPPINGS

Anything that enters a storm drain or ditch will flow directly to rivers and Lake Erie with stormwater. Unlike sanitary sewage, stormwater is NOT treated at a wastewater treatment plant.

Grass clippings pose a few problems for water quality and the safety of the public. When in the roadway, they can clog storm sewers and drainage ways, causing flooding. They also are a safety hazard for motorcycles. Yard waste is a source of nutrients that contribute to Harmful Algal Blooms (HABs).



KEEP GRASS CLIPPINGS OUT OF THE ROAD



To prevent grass clippings and yard waste from washing away with stormwater, ensure they are not in the roadway after cutting. Sweep up any clippings in the roadway or blow them back onto the grass. DO NOT hose down your driveway to rinse away yard waste. Also, DO NOT sweep any waste to storm drains at the curb!

WHAT TO DO WITH GRASS CLIPPINGS

- Use a mulching mower and leave clippings on the lawn.
- Compost your yard waste.
- Bag clippings for collection by your municipality, if available.
- Never dump grass clippings near a stream, ditch or other drainage way.

**LAKE COUNTY STORMWATER
MANAGEMENT DEPARTMENT**
www.lakecountyohio.gov



KEEP GRASS CLIPPINGS OUT OF THE ROAD



To prevent grass clippings and yard waste from washing away with stormwater, ensure they are not in the roadway after cutting. Sweep up any clippings in the roadway or blow them back onto the grass. DO NOT hose down your driveway to rinse away yard waste. Also, DO NOT sweep any waste to storm drains at the curb!

WHAT TO DO WITH GRASS CLIPPINGS

- Use a mulching mower and leave clippings on the lawn.
- Compost your yard waste.
- Bag clippings for collection by your municipality, if available.
- Never dump grass clippings near a stream, ditch or other drainage way.

**LAKE COUNTY STORMWATER
MANAGEMENT DEPARTMENT**
www.lakecountyohio.gov



KEEP GRASS CLIPPINGS OUT OF THE ROAD



To prevent grass clippings and yard waste from washing away with stormwater, ensure they are not in the roadway after cutting. Sweep up any clippings in the roadway or blow them back onto the grass. DO NOT hose down your driveway to rinse away yard waste. Also, DO NOT sweep any waste to storm drains at the curb!

WHAT TO DO WITH GRASS CLIPPINGS

- Use a mulching mower and leave clippings on the lawn.
- Compost your yard waste.
- Bag clippings for collection by your municipality, if available.
- Never dump grass clippings near a stream, ditch or other drainage way.

**LAKE COUNTY STORMWATER
MANAGEMENT DEPARTMENT**
www.lakecountyohio.gov

